

# Report Years 1 - 5





Glimpse over years

Partner Roles

Year 5

Learning from Years 1 through 5

Hopes, Visions, Goals



Year One Celebration





Year Two





Year Three





# Partner Roles



# Partners Roles:



Trainings & Support  
Marketing: Promotion and Recruiting  
Scorecard Development and Review  
Awards & Successes





# Year Five



# Year 5: In Numbers

- ✓ Participants
- ✓ Business Types
- ✓ Location of Businesses

Points: 64

Magnolia Tier

Set Your Goal!  
Sweetgrass 15-25  
Palmetto 26-50  
Magnolia 51-75  
Live Oak 76-100+

Ready For Review

## Management & Operations

### Energy Efficiency

### Water Conservation

### Waste Minimization & Recycling

#### R1 Past Waste & Recycling Data

Enter 12 months of past waste and/or recycling stream data.

[Tips & Help](#)

Response:  Points Earned: 1 Max Points: 1

Please enter 12 months of past Waste or Recycling volume data into the Waste and Recycling Logs. The Waste and Recycling Logs are found on your GBC USB. This information will be valuable to gauge your improvements over time and the impact of changes.

Saved \$5332 a year. For 2010 was 77 avg. yards per week down to in 2011 was 46 avg. yards per week. A reduction of

Note your to-do list for the year to meet your goal:

#### R2 Year End Waste & Recycling Data

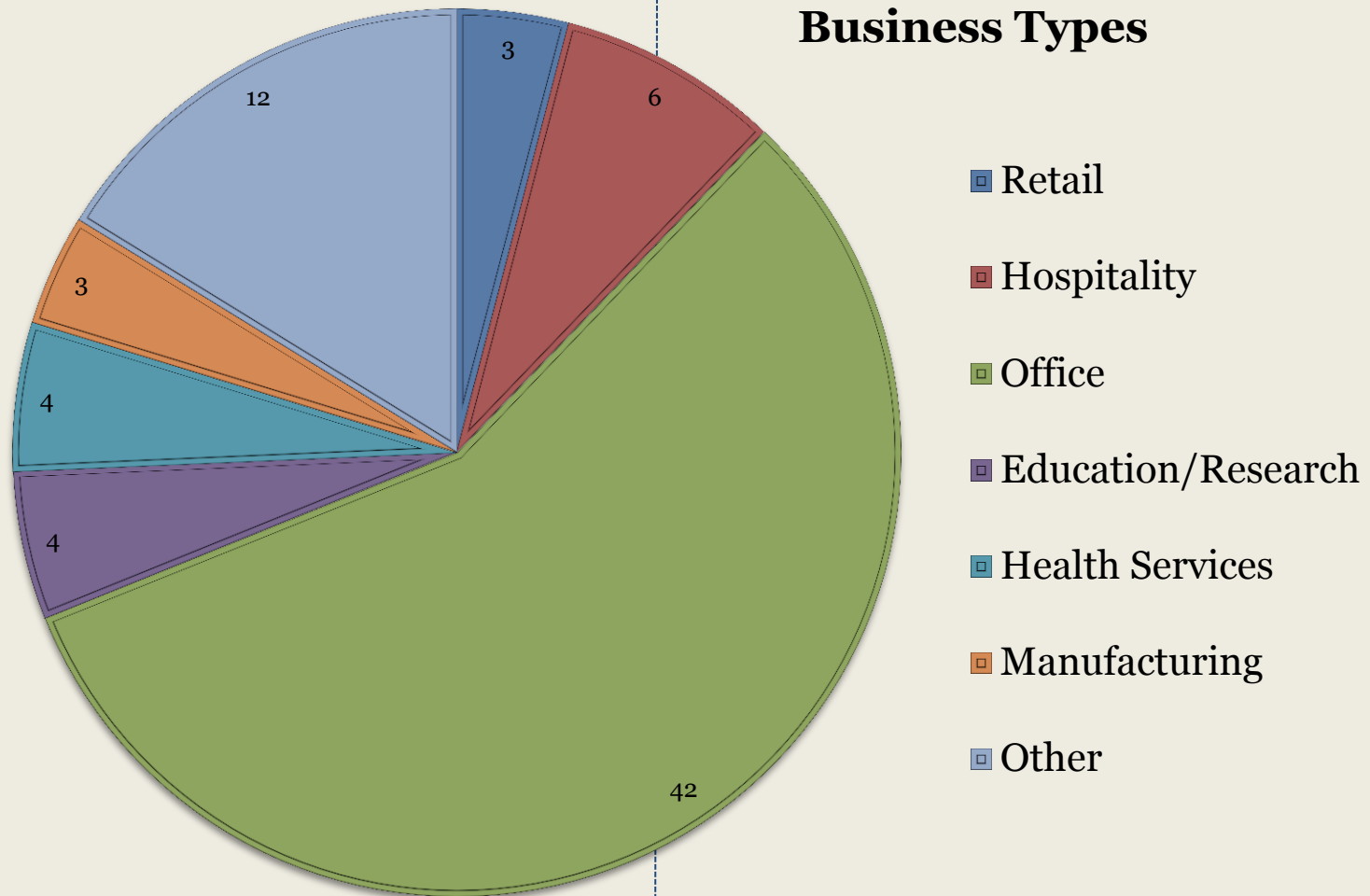
Log waste and/or recycling stream data throughout the Challenge year to track the effect of waste minimization and recycling initiatives. Know the % changed? Share that for points as well. Would your business like a 10% reduction in usage and expense?

# Participants Year 5 (submitted baselines)

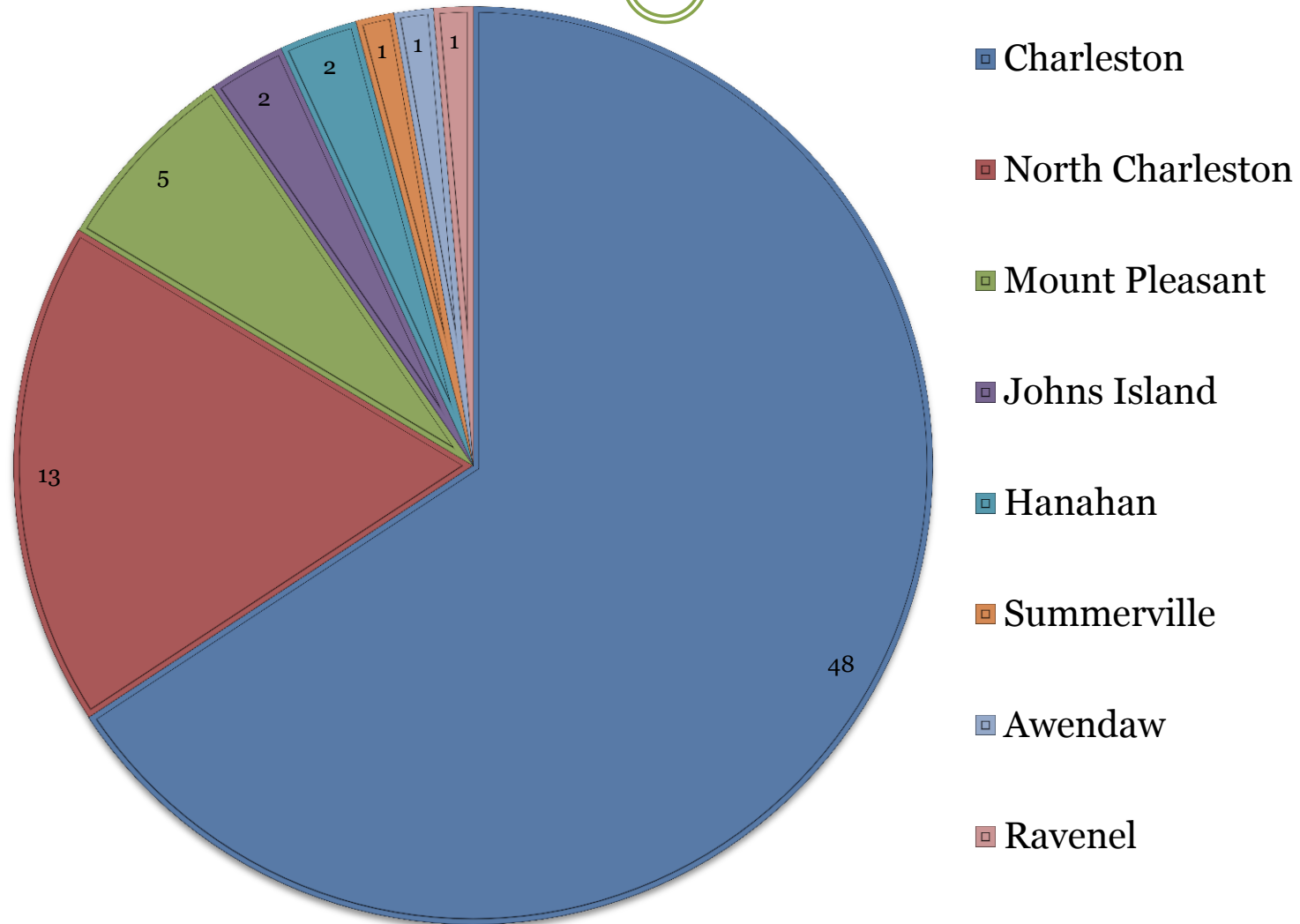
ADC Engineering*	Dixon Hughes Goodman LLP	Notso Hostel*
Avison Young*	EarthFriendly Landscapes	Old Village Post House*
Barefoot Yoga Studio*	Fox Music House*	Perrin Woodworking
BCD COG*	Francis Marion Hotel*	Preservation Society*
Benefit Focus*	Gaillard Municipal Center	PrimeTime Fitness*
Berkeley Electric Cooperative, Inc.*	Grow Purpose Network*	Riverbank Veterinary Clinic
Blackbaud*	Gullah Parties by Barbara	ROK*
Boeing*	Hammond Hicks CPAs	S&ME, Inc.
Budget Blinds of Charleston	Harry Barker, Inc*	SCE&G*
Carolina Hearing Services Inc. *	Historic Charleston Foundation*	Slightly North of Broad*
Charles Ramberg Furnituremaker*	Holiday Inn Express Mt. Pleasant*	Smart Recycling*
Charleston County Aviation Authority*	HDR	Stantec Consulting Services*
Charleston County Parks & Recreation Commission Headquarters*	Jericho Advisors*	Soccerconnects*
Charleston County School District Operations Division *	Johnson Controls*	The Berry Dispatch
Charleston County School District-75	LaFond Law Group*	The Charleston Property Company*
Calhoun St.*	Latto & Associates, Inc.*	The Lollipop Tree Inc.*
Charleston Friends of the Library	Liollio Architecture*	The Sustainability Institute*
Charleston Water System*	Lime and Lotus*	Thomas & Hutton*
Circular Congregational Church*	Lodge Alley Inn*	Trane US Inc.*
City of Charleston Recreation	Lowcountry Local First*	Unitarian Church in Charleston*
Department Hazel Parker Playground*	Low Country Studio*	Unity of Charleston
Clement, Crawford and Thornhill Real Estate Service*	Luxury Simplified*	U.S. Army Corps of Engineers, Charleston District
Clemson University Restoration Institute*	Miele Events*	Wannamaker County Park Maintenance Compound*
Coastal Coffee Roasters*	MUSC 56 Courtenay	Whole Building Systems, LLC*
DHEC-OCRM and EQC*	MUSC Dental College*	
	Natural Investments Money With a Mission*	
	Nature Adventure Outfitters*	
	Northbridge Dental*	

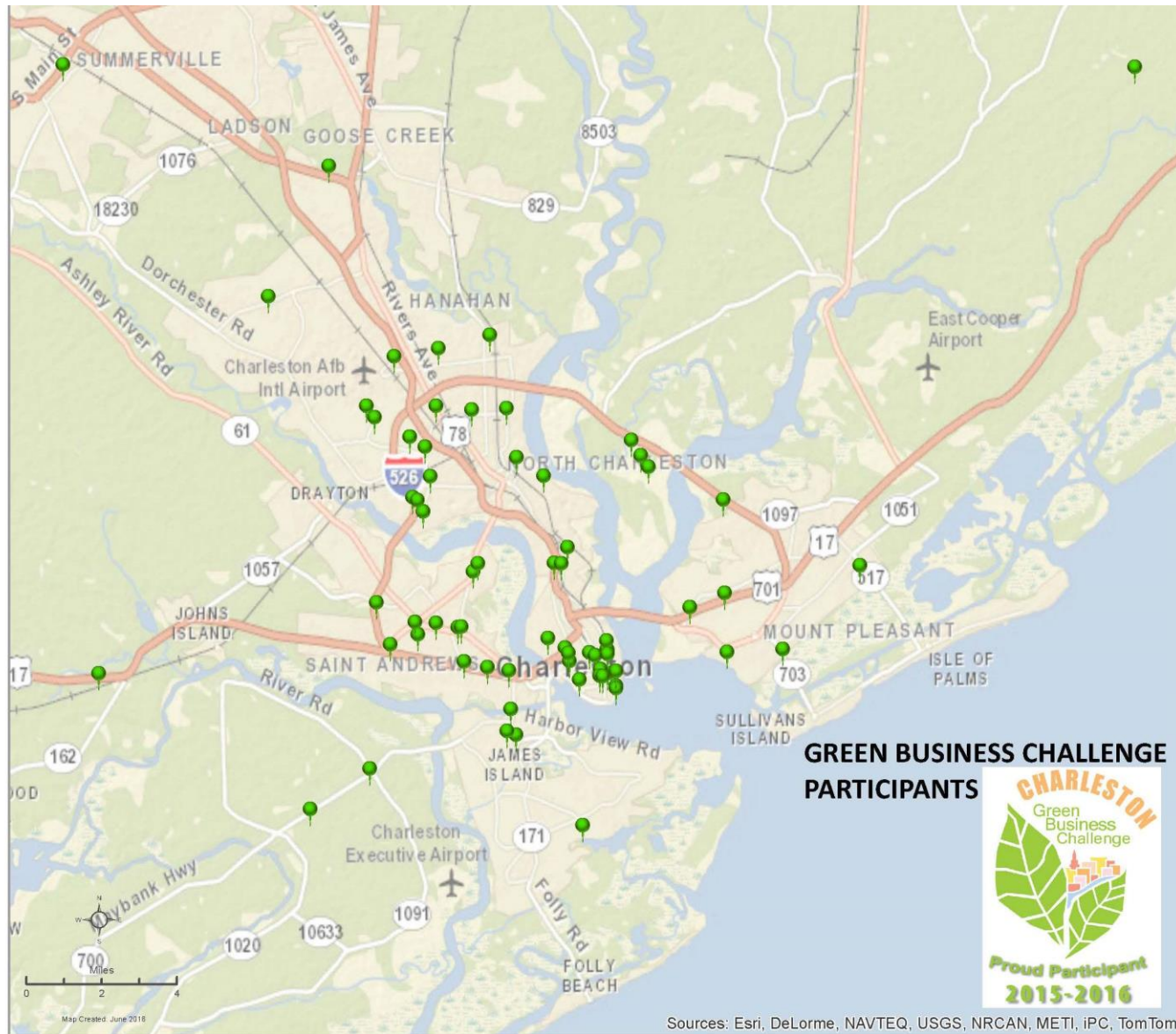


# Year 5 Participants



# Business Location





Sources: Esri, DeLorme, NAVTEQ, USGS, NRCAN, METI, IPC, TomTom



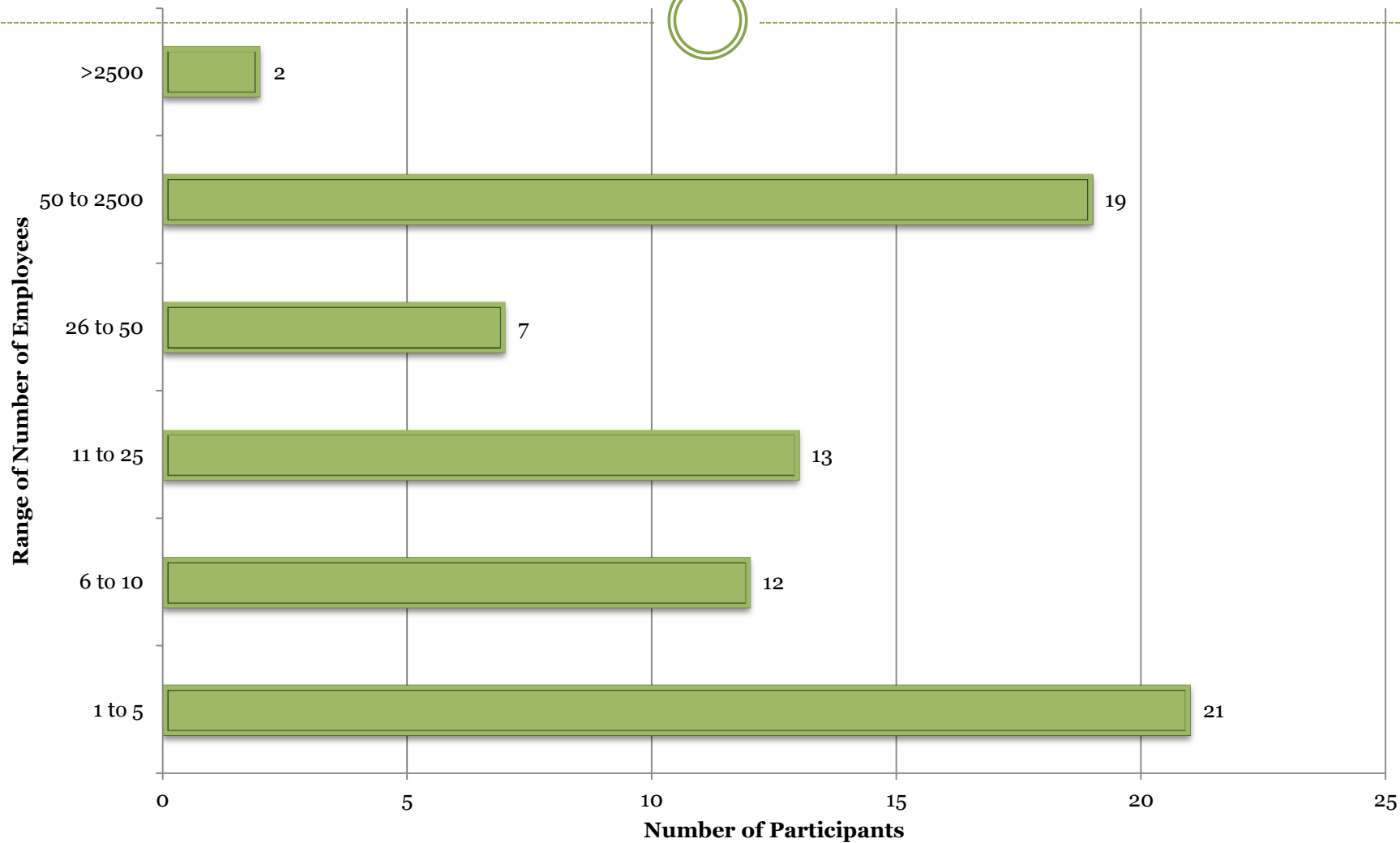
# Year 5: In Numbers

- ✓ Number of Employees
- ✓ Age of Building
- ✓ Participant Involvement
- ✓ How Participants heard about the GBC
- ✓ Why Do Organizations Participate in the GBC

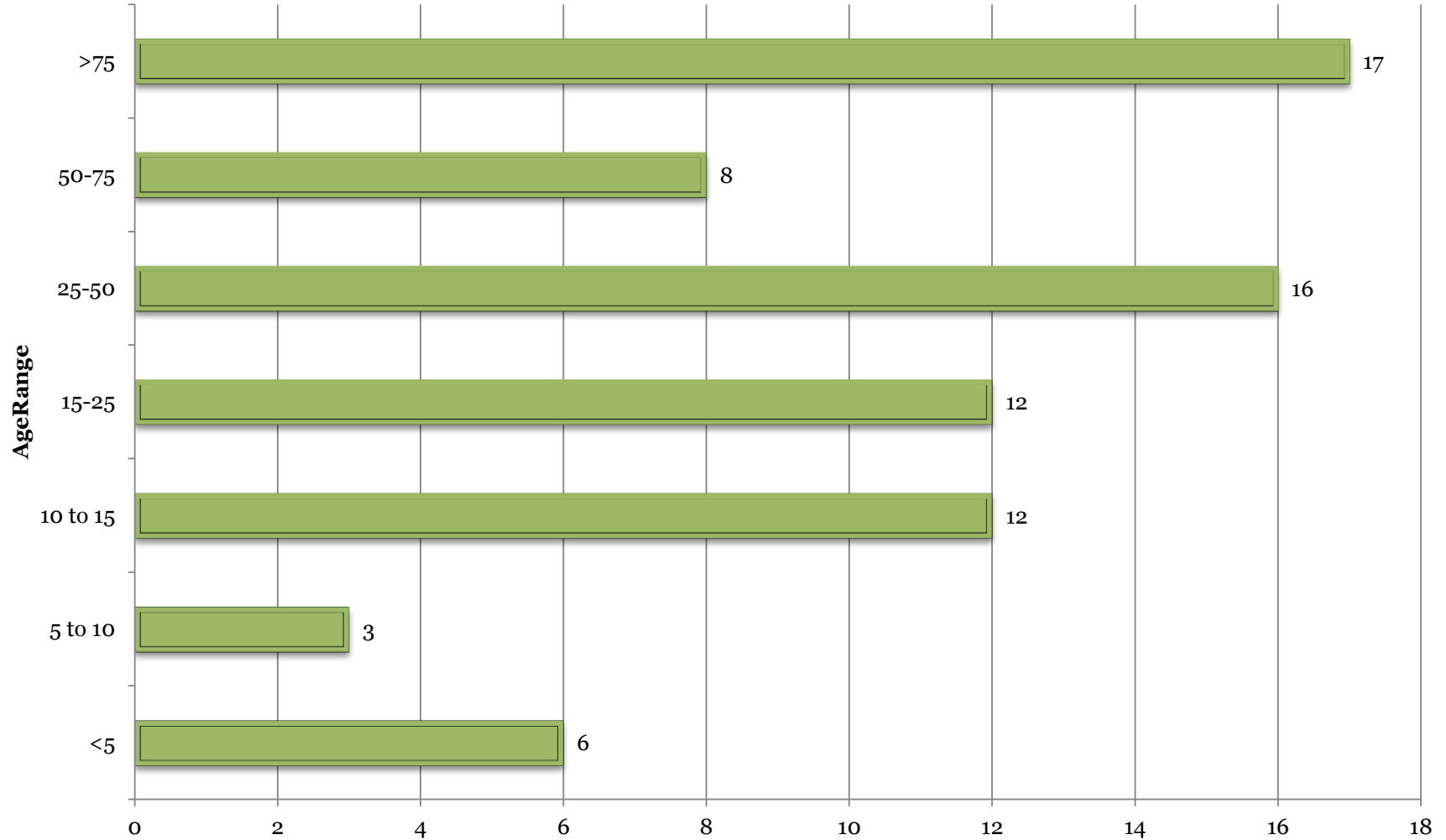


SCANA with Councilmember Mike Seekings

# Number of Employees



# Age of Building

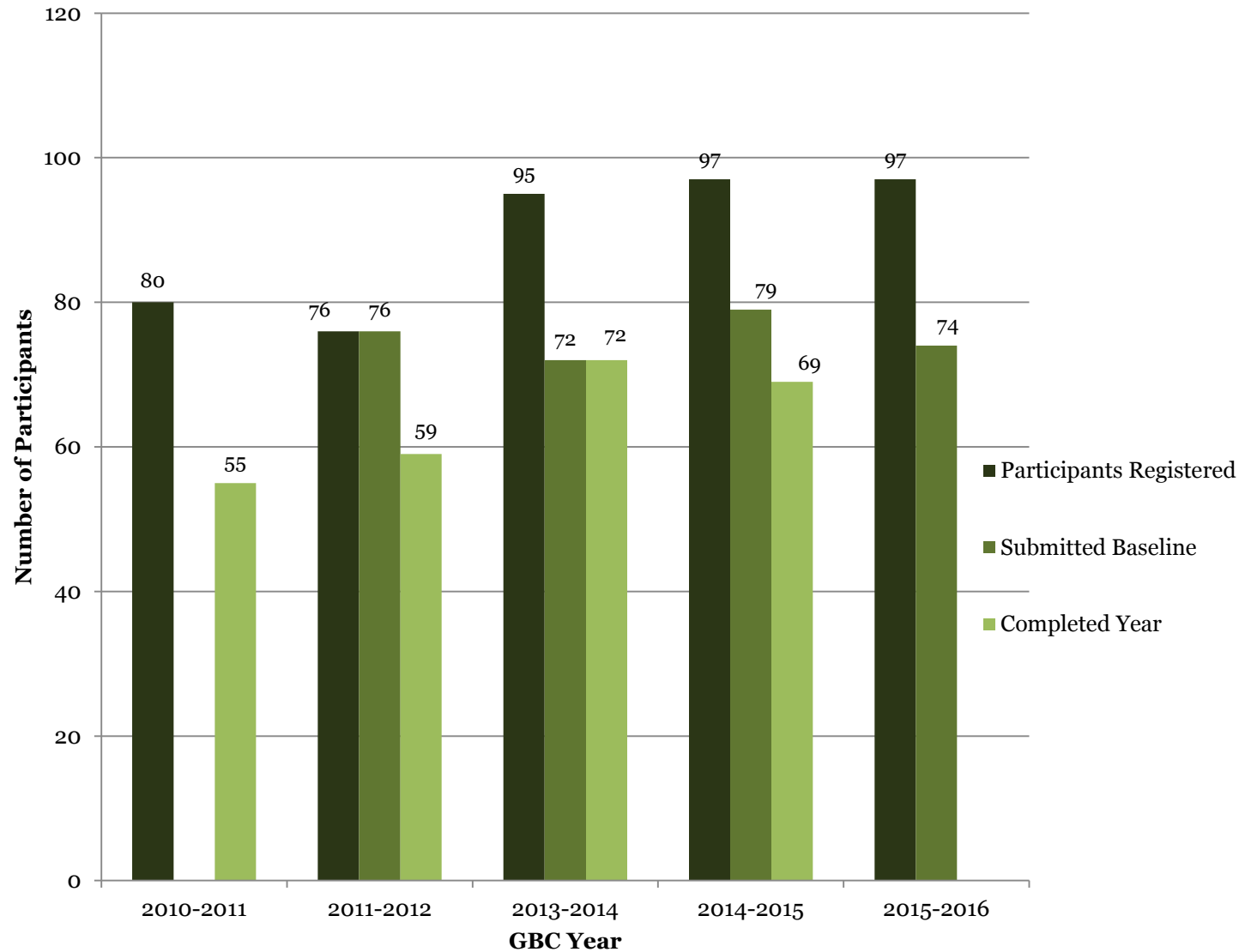


50% Own/ 50% Lease

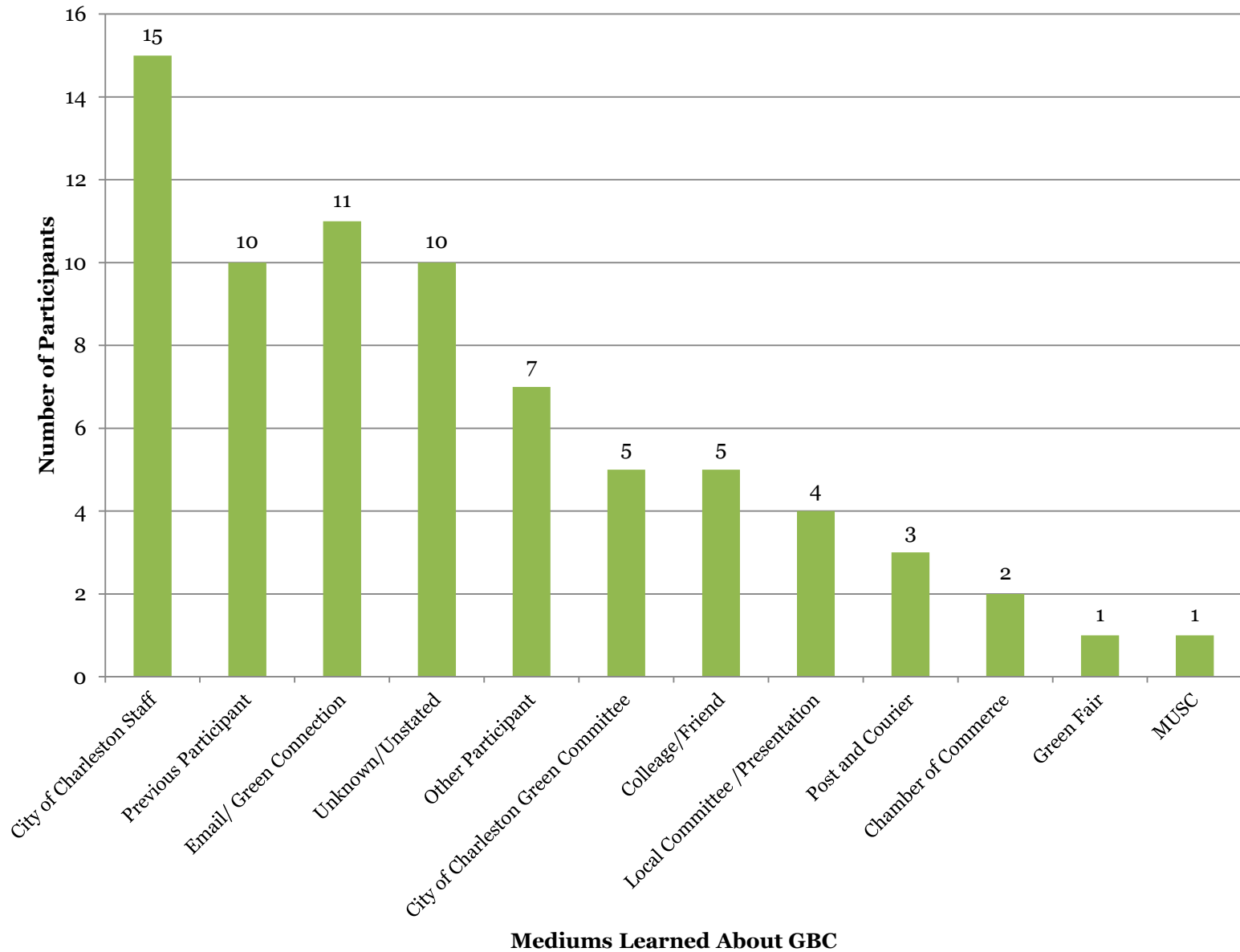
Number of Participants



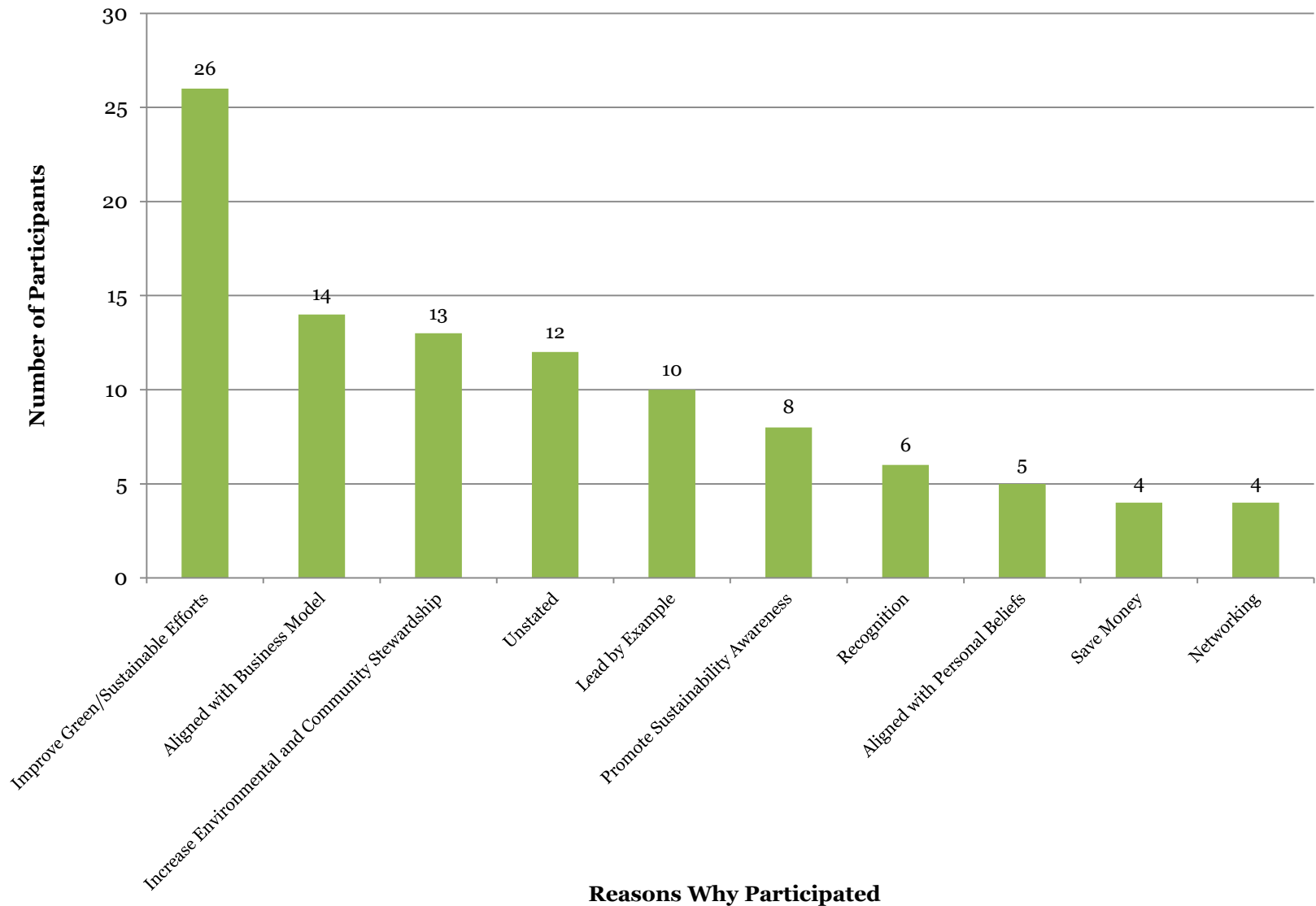
# Participant Involvement



# Year 5: How Participants Learned About the GBC



# Year 5: Why Do Organizations Participate in the GBC?



\*Businesses could answer more than once



# Participant Experience

- ✓ Goal Setting
- ✓ Deadlines
- ✓ Trainings
- ✓ Awards
- ✓ Survey Results Say



Signing up for online scorecard



Year 2 Networking



Year 1 Green Investment Training

# 2015 – 2016 Trainings



- **Green Entrepreneurship: How to Start a Green Business, and Why You Should**
- **Healthy Workplace: There's an App for That**
- **Solar PV Summit**
- **Healthy Work Place Initiatives**
- **Wellness Through Community Engagement**
- **Make Your Own Green Cleaner**
- **Inspiration for your Workplace's GBC Year**
- **Healthy and Sustainable Workplace – Creating a Bike and Transit Friendly Community**
- **Good Business Summit**

# Trainings this year



MUSC hosted a Healthy Workplace workshop at the **Urban Farm**



Vikki Matsis of **NotSoHostel**, showing participants green cleaning products to use in their businesses.



# Trainings This Year



“Green Entrepreneurship: How to Start a Green Business and Why You Should”, Hosted by Tori Schallot of **Berry Dispatch**, at Digital Corridor



“Inspiration for your Workplace’s GBC Year” including sharing the role of a raised garden bed at work. Hosted by **Blackbaud**.



# Past Trainings



## Reducing Your Waste at the Workplace



Hosted by **Charleston County** at Bees Ferry  
Landfill



# Past Trainings



**Lowcountry Local First** held a Localize Your Workplace session at our Mid Year event



Laurie Cooper of **Charleston Revisions** at Habitat for Humanity hosted an event, teaching how to “Upcycle Your Office on a Budget.”

Why Do the GBC?  
**Wonder Works, Charleston Aviation, Holiday Inn, Wok**





# Learning from Years 1 through 5



- ✓ Data Comparison
- ✓ End of Year Data Comparison
- ✓ Achievement Tiers
- ✓ Survey Results



# Cumulative 5 GBC Savings Reported



GBC COMPARISON	Total	Workplaces Reporting
<b>Savings</b>	<b>\$240,000</b>	66
	<b>Equivalent to</b>	
<b>Reduced Energy</b>	Power <b>5250</b> homes	59
<b>Reduced Water</b>	Provide for <b>110</b> homes	47
<b>Decreased Waste</b>	Enough waste to fill <b>140</b> trash trucks	140
<b>Increased Recycling</b>	Diverting of <b>150</b> trash trucks full of recyclables away from landfill	150



# All Years Data Comparison

<b>GBC COMPARISON</b>	<b>Year 1</b>	<b>Year 2</b>	<b>Year 3</b>	<b>Year 4</b>	<b>Year 5</b>
<b>Participants</b>	80	76	95	97	97
<b>Square Footage Total</b>	4.6 mil	7.5 mil	8 mil	8 mil	5.5 mil
<b>Square Footage Range</b>	125 to 1.5 mil	180 to 3.5 mil	250 to 3.5 mil	120 to 3.5 mil	120 to 3.5 mil
<b>Baseline Points Range</b>	8 to 87	10 to 85	13 to 81	6 to 88	6 to 82
<b>Average Starting Score</b>	38	42	48	50	47
<b>Repeat Participants</b>	N/A	45	43	53	43
<b>Completing GBC</b>	55	59	72	70	54
<b>Final Points Range</b>	26 to 89	18 to 96	16 to 91	9 to 85	17 to 90
<b>New Green Initiatives</b>	450	600	330	400	500

# All Years End of Year Data Comparison

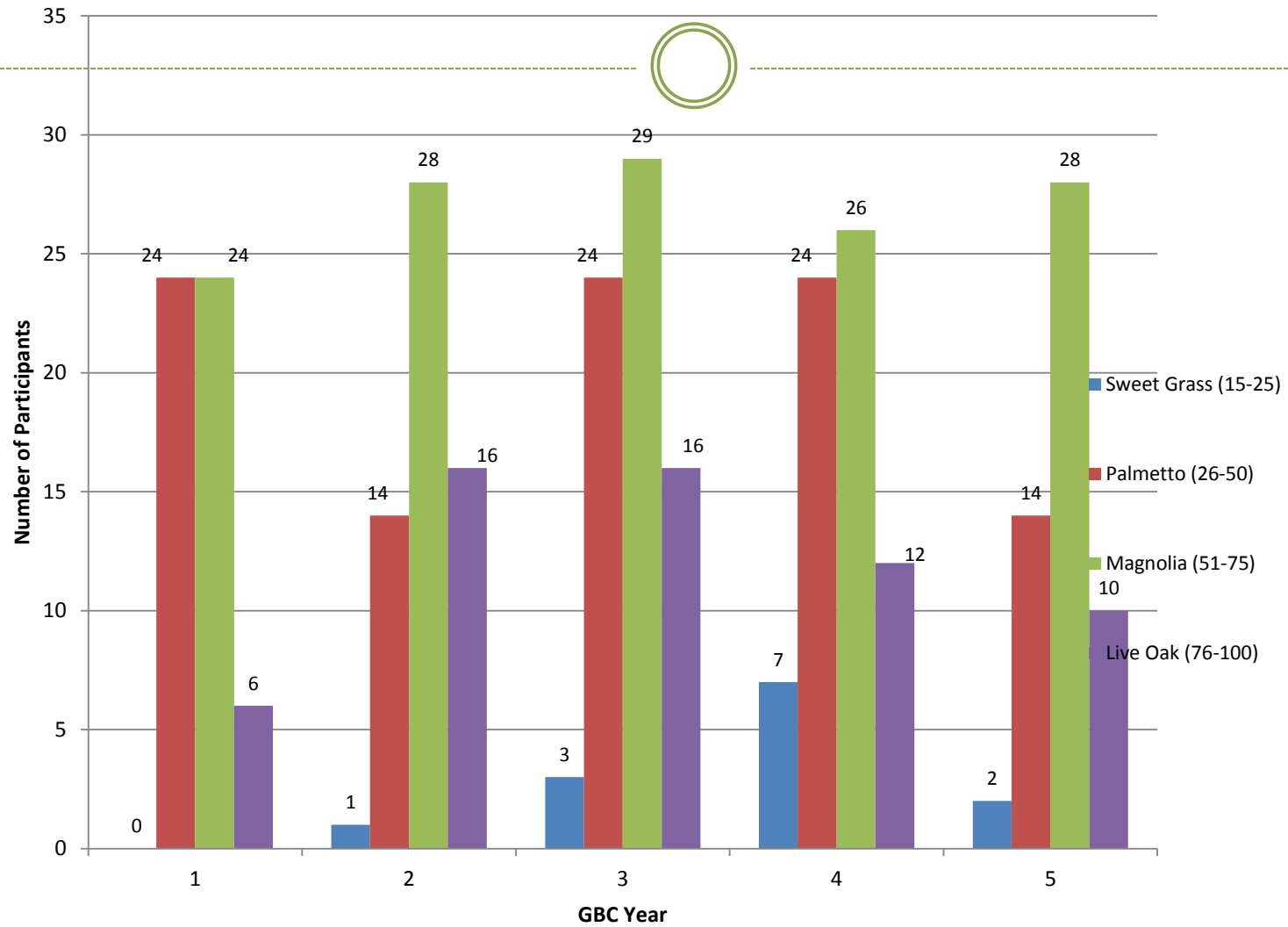
<b>GBC COMPARISON</b>	<b>Year 1</b>	<b>Year 2</b>	<b>Year 3</b>	<b>Year 4</b>	<b>Year 5</b>
<b>Cost Savings</b>	\$64,000.00	\$40,200.00	\$15,800.00	\$24,000.00	\$95,963.40
<b>Energy Savings</b>	1758000 kwh	3931913 kwh	2110087 kwh	470000000 kwh	2100000 kwh
<b>Water Reductions</b>	135000 gal	12435699 gal	1429301 gal	740000 gal	17000000 gal
<b>Waste Reductions (gal)</b>	~	650000 gal	385000 gal	10000 gal	
<b>Waste Reductions (tons)</b>	~	2 tons	26 tons		
<b>Increased Recycling</b>	~	69185 gal	123815 gal	62000 gal	

# Levels of Achievement



Tier	Points Required
Live Oak	76-100
Magnolia	51-75
Palmetto	26-50
Sweet grass	15-25

## GBC Award Tiers



## Workplace Involvement

