


KING STREET PROFILE NOVEMBER 2020

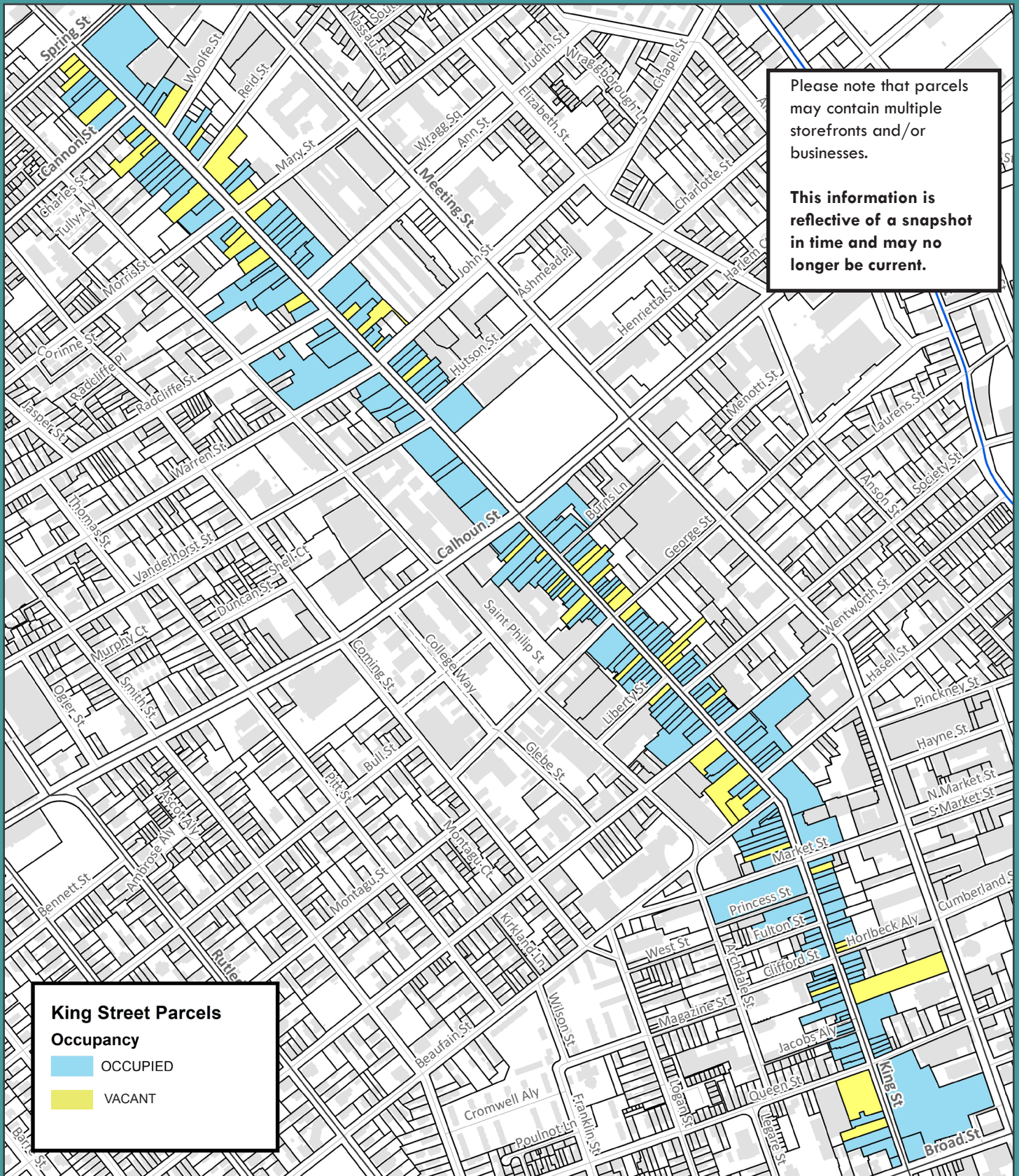
CITY OF CHARLESTON

DEPARTMENT OF PLANNING, PRESERVATION & SUSTAINABILITY

BUSINESS & NEIGHBORHOOD SERVICES DIVISION



KING STREET PROFILE: OCCUPANCY



KING STREET PROFILE

SPRING TO BROAD STREETS

OCCUPANCY CHANGES

SEPTEMBER 2020 - NOVEMBER 2020

SEPT. 2020	SPRING TO BROAD STREETS	NOV. 2020
83 %	-1 %	82 %

UPPER KING STREET

79 %	+2 %	81 %
------	------	------

MIDDLE KING STREET

82 %	-0 %	82 %
------	------	------

LOWER KING STREET

90 %	-4 %	86 %
------	------	------

KING STREET PROFILE

SPRING TO BROAD STREETS

NEW STORES

NOVEMBER 2020

UPPER KING STREET

570 KING	1ST PLACE PREMIUM SPORTS PUB
550 KING	GIRL TRIBE COMPANY
522 KING	SOMETHING ABOUT ME
415 KING	WARBY PARKER
409 KING	OLD WHALING CO.

MIDDLE KING STREET

363 KING	MAGNIFIQUE
288 KING	TECOVAS

LOWER KING STREET

154 KING	SALISBURY & MANUS
----------	-------------------



KING STREET PROFILE

SPRING TO BROAD STREETS

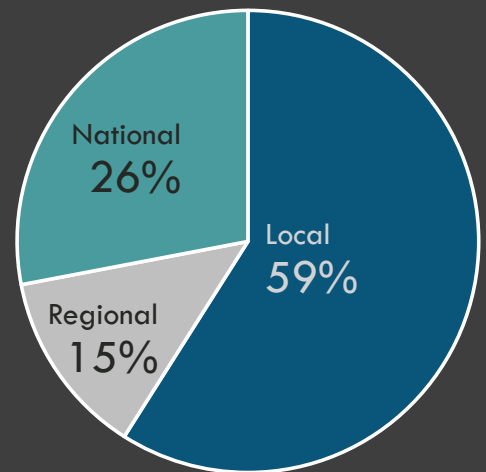
COMPLETED BY BUSINESS SERVICES DIVISION

NOVEMBER 2020

82%

OCCUPANCY

RETAIL TYPE
SPRING TO
BROAD STREETS



Apparel
27%



Restaurant
19%



Specialty
11%



Office
7%




Houseware
4%



**Health &
Beauty** 4%



Gallery
2%



Other Services
8%

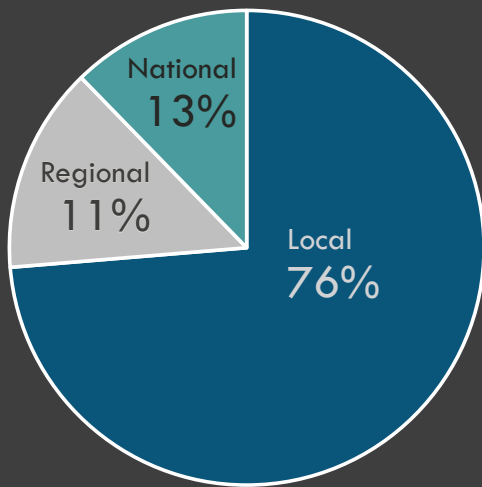
KING STREET PROFILE

UPPER KING STREET

SPRING TO CALHOUN STREETS

COMPLETED BY BUSINESS SERVICES DIVISION

NOVEMBER 2020



RETAIL TYPE
SPRING TO
CALHOUN STREETS

81%
OCCUPANCY



Apparel
8%



Restaurant
32%



Specialty
11%



Office
13%



Houseware
2%



**Health &
Beauty** 4%



Gallery
1%



Other Services
11%

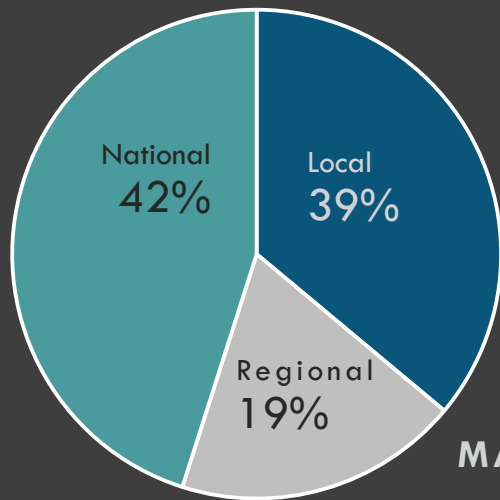
KING STREET PROFILE

MIDDLE KING STREET

CALHOUN TO MARKET STREETS

COMPLETED BY BUSINESS SERVICES DIVISION

NOVEMBER 2020



RETAIL TYPE
CALHOUN TO
MARKET STREETS

82%
OCCUPANCY



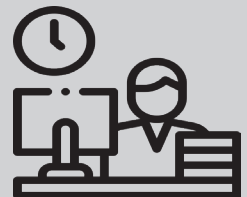
Apparel
44%



Restaurant
11%



Specialty
11%



Office
2%



Houseware
2%



**Health &
Beauty** 4%



Gallery
1%



Other Services
5%

KING STREET PROFILE

LOWER KING STREET

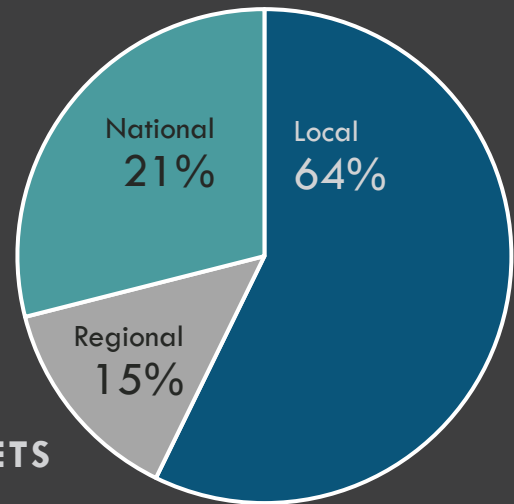
MARKET TO BROAD STREETS

COMPLETED BY BUSINESS SERVICES DIVISION

NOVEMBER 2020

86%
OCCUPANCY

RETAIL TYPE
MARKET TO
BROAD STREETS



Apparel
32%



Restaurant
7%



Specialty
8%



Office
7%



Houseware
14%



Health & Beauty
4%



Gallery
4%



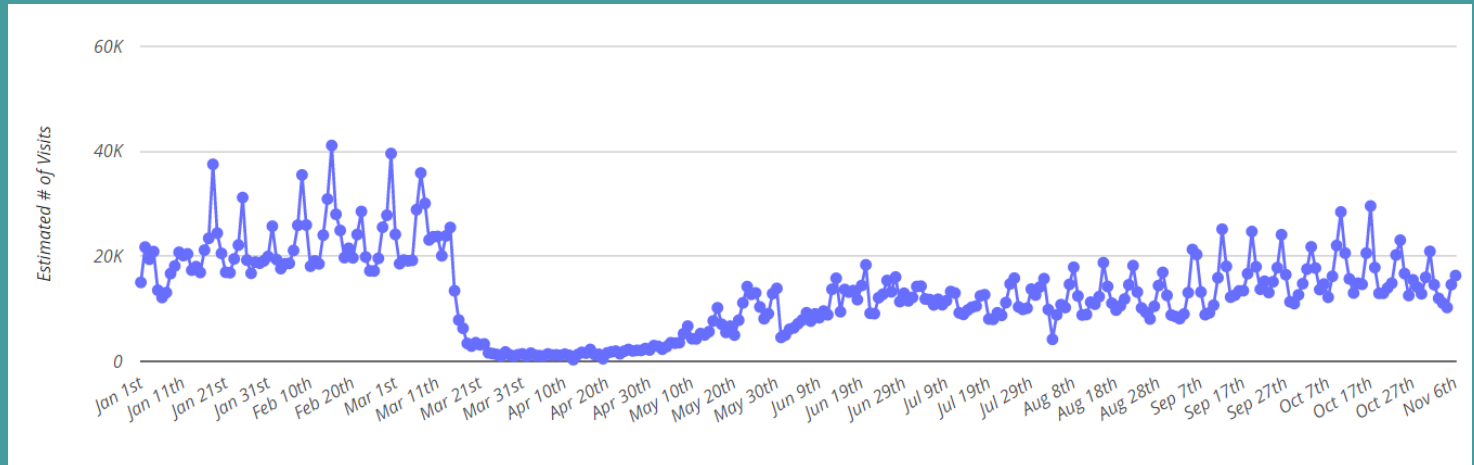
Other Services
10%

KING STREET PROFILE

PLACER FOOT TRAFFIC DATA

Business & Neighborhood Services utilized a mobile data tracking platform, Placer, to generate reports showing changes in foot traffic over time.

JANUARY 1, 2020 - NOVEMBER 6, 2020



MARCH 1, 2020 - NOVEMBER 6, 2020

